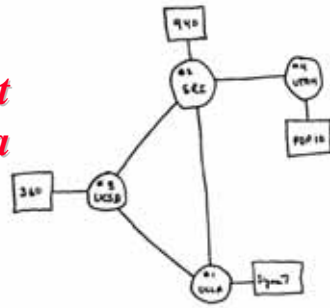


Internet 3.0:

Ten Problems with Current Internet Architecture and a Proposal for the Next Generation



Raj Jain
Washington University in Saint Louis
Saint Louis, MO 63130
Jain@wustl.edu

IEEE Distinguished Lecture, Asia-Pacific Region, May 9, 2007

These slides are available on-line at:

http://www.cse.wustl.edu/~jain/talks/in3_ie.htm



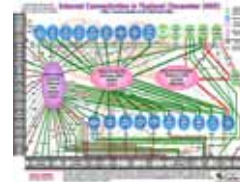
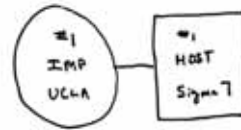
1. What is Internet 3.0?
2. Why should you keep on the top of Internet 3.0?
3. What are we missing in the current Internet?
4. Our Proposed Architecture for Internet 3.0: GINA

What is Internet 3.0?

- ❑ Internet 3.0 is the architecture of the next generation of Internet
- ❑ Named by me along the lines of “Web 2.0”
- ❑ National Science Foundation is planning a \$300M+ research and infrastructure program on next generation Internet
 - Testbed: “Global Environment for Networking Innovations” (GENI)
 - Architecture: “Future Internet Design” (FIND).
- ❑ Internet 3.0 is more intuitive than GENI/FIND
- ❑ Most of the networking researchers will be working on GENI/FIND for the coming years
- ❑ Q: How would you design Internet today? Clean slate design.
- ❑ Ref: <http://www.nsf.gov/cise/cns/geni/>

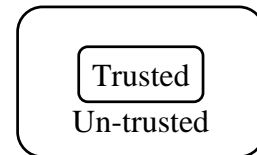
Internet Generations

- ❑ **Internet 1.0** (1969 – 1989) – Research project
 - RFC1 is dated April 1969.
 - ARPA project started a few years earlier
 - IP, TCP, UDP
 - Mostly researchers
 - Industry was busy with proprietary protocols: SNA, DECnet, AppleTalk, XNS
- ❑ **Internet 2.0** (1989 – Present) – Commerce ⇒ new requirements
 - Security RFC1108 in 1989
 - NSFnet became commercial
 - Inter-domain routing: OSPF, BGP,
 - IP Multicasting
 - Address Shortage IPv6
 - Congestion Control, Quality of Service,...



Ten Problems with Current Internet

1. Designed for research
⇒ Trusted systems
Used for Commerce
⇒ Untrusted systems
2. Control, management, and Data path are intermixed ⇒ security issues
3. Difficult to represent organizational, administrative hierarchies and relationships. Perimeter based.



Problems (cont)

4. Identity and location in one (IP Address)
Makes mobility complex.
5. Location independent addressing
⇒ Most services require nearest server.
⇒ Also, Mobility requires location
6. No representation for real end system: the human.



Problems (cont)

7. Assumes live and awake end-systems
Does not allow communication while sleeping.
Many energy conscious systems today sleep.



8. Single-Computer to single-computer communication \Rightarrow Numerous patches needed for communication with globally distributed systems.



9. Symmetric Protocols
 \Rightarrow No difference between a PDA and a Microsoft.com server.



Problems (Cont)

10. Stateless \Rightarrow Can't remember a flow
 \Rightarrow QoS difficult.
QoS is generally for a flow and not for one packet



Our Proposed Solution: GINA

- ❑ **Generalized Inter-Networking Architecture**
- ❑ Take the best of what is already known
 - Wireless Networks, Optical networks, ...
 - Transport systems: Airplane, automobile, ...
 - Communication systems: Wired Phone networks, Cellular networks,...
- ❑ Develop a consistent general purpose, evolvable architecture that can be customized by implementers, service providers, and users



GINA: Overview

Generalized Internet Networking Architecture

1. Separates address and ID \Rightarrow Allows mobility
2. Distinguishes *logical* and *physical* connectivity
3. Hybrid (Packet and stream based) communication
 \Rightarrow Allows strict real time constraints
4. Delegation to servers
 \Rightarrow Allows energy conservation and simple devices
5. Control and data path separation \Rightarrow Allows non-packet based (e.g., power grid, wavelength routers, SONET routers) along with packet based data. The control is pure packet based.
6. Service based IDs = Distributed servers
Allows mxn cast.

Names, IDs, Addresses



Name: John Smith

ID: 012-34-5678

Address:
1234 Main Street
Big City, MO 12345
USA

- ❑ Address changes as you move, ID and Names remain the same.
- ❑ **Examples:**
 - Names: Company names, DNS names (microsoft.com)
 - IDs: Cell phone numbers, 800-numbers, Ethernet addresses, Skype ID, VOIP Phone number
 - Addresses: Wired phone numbers, IP addresses

Objects in GINA

- ❑ Object = Addressable Entity
- ❑ Current: End-Systems and Intermediate Systems
- ❑ GINA:
 - Computers, Routers/Firewalls....
 - Networks
 - Humans
 - Companies, Departments, Cities, States, Countries, Power grids
 - Process in a computer
 - Recursive \Rightarrow Set of Objects is also one object, e.g., Networks of Networks



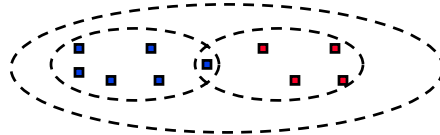
You can connect to a human, organization, or a department

Names, Ids, Addresses, and Keys

- Each Object has:
 - Names: ASCII strings for human use
 - IDs: Numeric string for computer use
 - Addresses: where the Object is located
 - Home Address, Current Address
 - Key: Public, Private, Secret
 - Other attributes, Computer Power, Storage capacity
- Each object has one or more IDs, zero or more names, one or more addresses and zero or more other attributes

You connect to an ID not an address ⇒ Allows Mobility

Realms

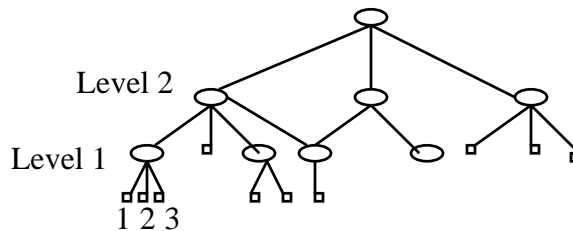


- Object names and Ids are defined within a realm
- A realm is a **logical** grouping of objects that have a certain level of **trust**
- Objects inside the realms communicate with each other at a higher level of trust than with objects outside the realms
- Objects can be and generally are members of multiple realms
- Realm managers set policies for packets crossing the realm boundaries
- Realms can be treated as single object and have names, Ids, addresses.
- Realms are recursive ⇒ A group of realms = one realm
- Boundaries: Organizational, Technological, Governmental, ISP

Realm = Organization

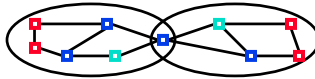
Hierarchy of IDs

- ❑ Universe is organized as a hierarchy of realms
- ❑ Each realm has a set of parents and a set of children
- ❑ Parent IDs can be prefixed to realm ids
- ❑ A child may have multiple parents \Rightarrow Hierarchy is not a tree
- ❑ Any path to the root of a level gives the ID for the object at that level, e.g., level2_id.level1_id...object_id = level2 id of object



Realm Hierarchy = Organizational Structure

Object Addresses



- ❑ Address of an object indicates its *physical attachment point*
- ❑ Networks are organized as a set of *zones*
- ❑ Object address in the current zone is sufficient to reach it inside that zone
- ❑ Zones are **physical** grouping of objects based on connectivity.
Does not imply trust.
- ❑ Each object registers its names, addresses, IDs, and attributes with the registry of the relevant realms and zones
- ❑ Zones are objects and have IDs, realms, addresses too
- ❑ An object's address at higher level zones is obtained by prefixing it with addresses of ancestor zones

Zonal Hierarchy = Network Structure

Physical vs Logical Connectivity

- ❑ Physically and logically connected:
All computers in my lab
= Private Network,
Firewalled Network
- ❑ Physically disconnected but logically connected:
My home and office computers
- ❑ Physically connected but logically disconnected: Passengers on a plane,
Neighbors, Conference attendees sharing a wireless network, A visitor



Physical connectivity \neq Trust

Server and Gatekeeper Objects

- ❑ Each realm has a set of server objects, e.g., forwarding, authentication, encryption, storage, transformation, ...
- ❑ Some objects have built-in servers, e.g., an “enterprise router” may have forwarding, encryption, authentication services.
- ❑ Other objects rely on the servers in their realm
- ❑ Encryption servers encrypt the packets
- ❑ Authentication servers (AS) add their signatures to packets and verify signatures of received packets..
- ❑ Storage servers store packets while the object may be sleeping and may optionally aggregate/compress/transform/disseminate data. Could wake up objects.
- ❑ Gatekeepers enforce policies: Security, traffic, QoS

Servers allow simple energy efficient end devices

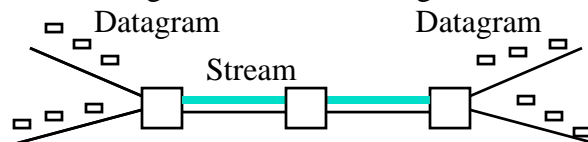
Packet Headers

- ❑ You have to know the name of the destination to be able to communicate with it.
- ❑ The destination name has to be up to the level where you have a common ancestor.
- ❑ The names can be translated to the ID of the destination by using registries at appropriate levels
- ❑ The packets contain either IDs or addresses of the destination
- ❑ Current level IDs are translated to address

Packets contain IDs \Rightarrow Network handles mobility

Packet and Circuit Switching


- ❑ Packets are good for sharing. Circuits are good for isolation.
- ❑ Critical applications need isolation \Rightarrow Use separate networks.
- ❑ When Internet 1.0 was designed, the circuit was the competition.
- ❑ Latest wireless networks, e.g., WiMAX offers both circuits and packets
- ❑ GINA offers both packet and circuit switching with intermediate granularities of multigrams and streams.



Packets, **multigrams**, flows, streams \Rightarrow Multiple levels of isolation

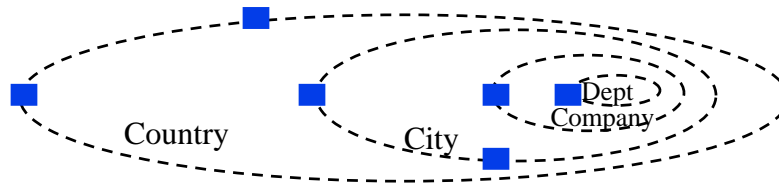
Control and Data Plane Separation

- Streams use control channel and data channel that may have separate paths
- Data plane can be packets, wavelengths, power grids,...



Separate planes \Rightarrow Generalized switching and Security

Security Features of GINA




1. Separate logical and physical relationships:
Avoids perimeteric definition of security
2. Separate control and data planes
3. Levels of trusts
4. Personal introductions (Certificates)
5. Virtualization: Multiple owners with different levels of trust.

Organizational control of security

Internet 1.0 vs. Internet 3.0

	Feature	Internet 1.0	Internet 3.0
1.	Energy Efficiency	Always-on	Green \Rightarrow Mostly Off
2.	Mobility	Mostly stationary computers	Mostly mobile <i>objects</i>
3.	Computer-Human Relationship	Multi-user systems \Rightarrow Machine to machine comm.	Multi-systems user \Rightarrow Personal comm. systems
4.	End Systems	Single computers	Globally distributed systems
5.	Protocol Symmetry	Communication between equals \Rightarrow Symmetric	Unequal: PDA vs. big server \Rightarrow Asymmetric
6.	Design Goal	Research \Rightarrow Trusted Systems	Commerce \Rightarrow No Trust Map to organizational structure
7.	Ownership	No concept of ownership	Hierarchy of ownerships, administrations, communities
8.	Sharing	Sharing \Rightarrow Interference, QoS Issues	Sharing <i>and</i> Isolation \Rightarrow Critical infrastructure
9.	Switching units	Packets	Packets, Circuits, Wavelengths, Electrical Power Lines, ...
10.	Applications	Email and Telnet	Information Retrieval, Distributed Computing, Distributed Storage, Data diffusion

Summary



1. Internet 3.0 is the next generation of Internet.
2. It must be green (energy efficient), secure, allow mobility.
3. Must be designed for commerce.
4. Active industry involvement in the design essential.
Leading networking companies must actively participate.
5. Our proposal Generalized InterNet Architecture (GINA) addresses many issues.

References

- Raj Jain, "Internet 3.0: Ten Problems with Current Internet Architecture and Solutions for the Next Generation," Military Communications Conference, Washington, DC, October 23-25, 2006, <http://www.cse.wustl.edu/~jain/papers/gina.htm>