

High-Speed LANs

Part II

Raj Jain
Washington University
Saint Louis, MO 63131
Jain@cse.wustl.edu

These slides are available on-line at:

<http://www.cse.wustl.edu/~jain/cse473-05/>

Washington University in St. Louis

CSE473s

©2005 Raj Jain

9-1



- q Ethernet Frame Format
- q Gigabit Ethernet
- q 10G Ethernet
- q Token Ring
- q New Coding Schemes: 4b/5b-NRZI (FDDI), MLT-3 (100BASE-TX), 8b6t (100BASE-T4), 8b10b (Token Ring)

Washington University in St. Louis

CSE473s

©2005 Raj Jain



9-2

IEEE 802.3 Frame Format

Pre- amble	Start of Frame	Dest Adr	Source Adr	Length/ Prot Type	LLC header	Info	Pad	FCS
56b	8b	48b	48b	16b				32b

- q Preamble: 7 bytes of 0101 0101
- q Start of Frame: 1010 1011
- q LLC Header: Indicates higher layer
- q Protocol Type: 2048 or higher
Length: 64 through 2047
- q Padding: Min frame size 64 bytes (DA thru FCS)
Maximum Frame size = 1518 bytes
- q No End of Frame delimiter

Ethernet: 1G vs 10G Designs

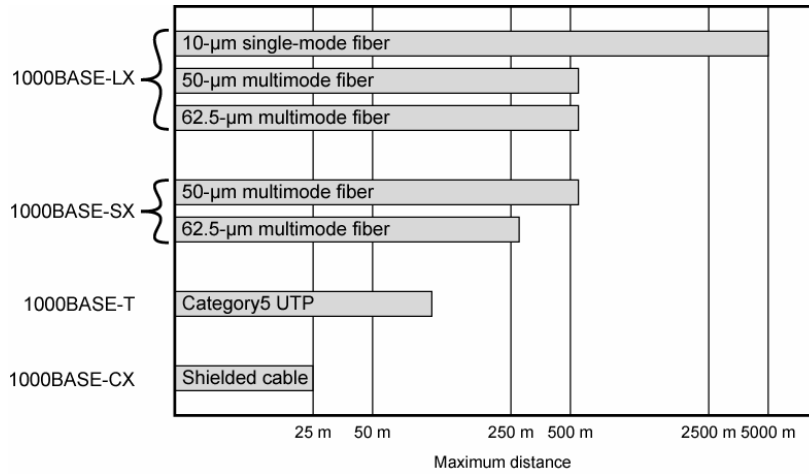


1G Ethernet

10G Ethernet

- | | |
|---|--|
| <ul style="list-style-type: none"> q 1000 / 800 / 622 Mbps
Single data rate q LAN distances only q No Full-duplex only
⇒ Shared Mode q Changes to CSMA/CD | <ul style="list-style-type: none"> q 10.0/9.5 Gbps
Both rates. q LAN and MAN distances q Full-duplex only
⇒ No Shared Mode q No CSMA/CD protocol
⇒ No distance limit due to MAC
⇒ <i>Ethernet</i> End-to-End |
|---|--|

Gigabit Ethernet PHYs



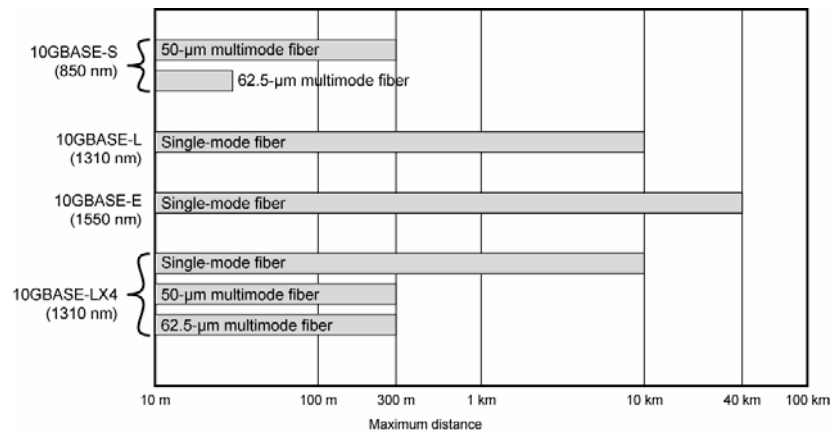
Washington University in St. Louis

CSE473s

©2005 Raj Jain

9-5

10Gbps Ethernet PHYs



Washington University in St. Louis

CSE473s

©2005 Raj Jain

9-6

10 GbE PMD Types

PMD	Description	MMF	SMF
10GBASE-R:			
10GBASE-SR	850nm Serial LAN	300 m	N/A
10GBASE-LR	1310nm Serial LAN	N/A	10 km
10GBASE-ER	1550nm Serial LAN	N/A	40 km
10GBASE-X:			
10GBASE-LX4	1310nm WWDM LAN	300 m	10 km
10GBASE-W:			
10GBASE-SW	850nm Serial WAN	300 m	N/A
10GBASE-LW	1310nm Serial WAN	N/A	10 km
10GBASE-EW	1550nm Serial WAN	N/A	40 km
10GBASE-LW4	1310nm WWDM WAN	300 m	10 km

- q S = Short Wave, L=Long Wave, E=Extra Long Wave
- q R = Regular reach (64b/66b), W=WAN (64b/66b + SONET Encapsulation), X = 8b/10b □ 4 = 4 λ's

Washington University in St. Louis

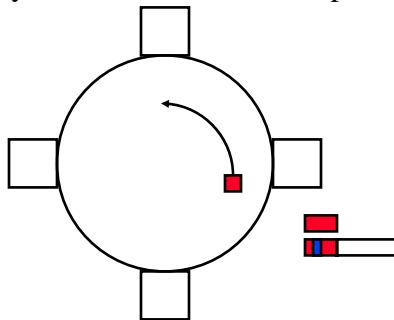
CSE473s

©2005 Raj Jain

9-7

Token Ring (IEEE 802.5)

- q Developed from IBM's commercial token ring
- q Each repeater connects to two others via unidirectional transmission links. Single closed path
- q Data transferred bit by bit from one repeater to the next
- q Packet removed by transmitter after one trip around the ring



Washington University in St. Louis

CSE473s

©2005 Raj Jain

9-8

802.5 MAC Protocol

- q Small frame (token) circulates when idle
- q Station waits for token
- q Changes one bit in token to make it Start of Frame (SOF) Append rest of data frame
- q Frame makes round trip and then removed by transmitting station
- q Station then inserts new token when transmission has finished and leading edge of returning frame arrives
- q Delayed token release vs Immediate token release Under light loads, some inefficiency
- q At 100 Mbps and up, only point-to-point operation using switches \Rightarrow No tokens = Switched Mode = Dedicated Token Ring (DTR)

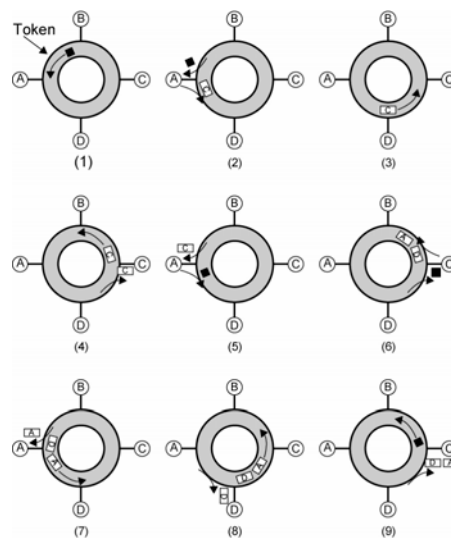
Washington University in St. Louis

CSE473s

©2005 Raj Jain

9-9

Token Ring Operation



Washington University in St. Louis

CSE473s

©2005 Raj Jain

9-10

IEEE 802.5 PHYs

Data Rate	4 Mbps	16 Mbps	100 Mbps	100 Mbps	1 Gbps
Trans. Medium	UTP, STP, Fiber	UTP, STP, Fiber	UTP or STP	Fiber	Fiber
Signaling	Diff. Manches.	Diff. Manches.	MLT-3	4b5b-NRZI	8b/10b
Max Frame	4550 B	18,200 B	18,200 B	18,200 B	18,200 B
Access Control	TP or DTR	TP or DTR	DTR	DTR	DTR

Washington University in St. Louis

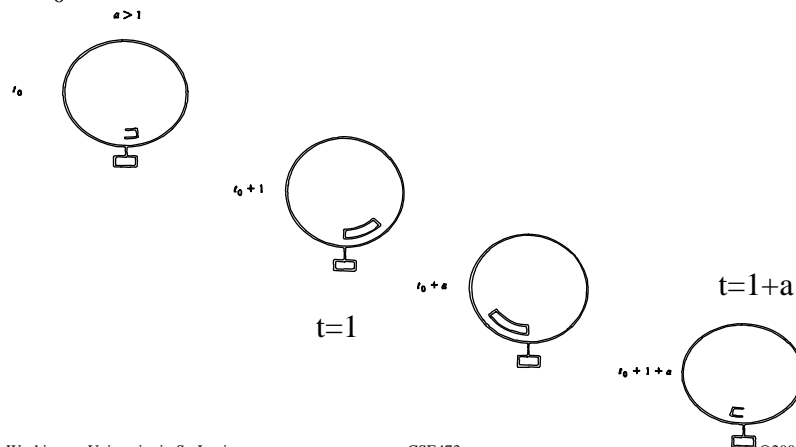
CSE473s

©2005 Raj Jain

9-11

Token Ring Performance

q $a > 1$, token is released at $t_0 + a$, reaches next station at $t_0 + a + a/N$, $U = 1/(a + a/N)$



Washington University in St. Louis

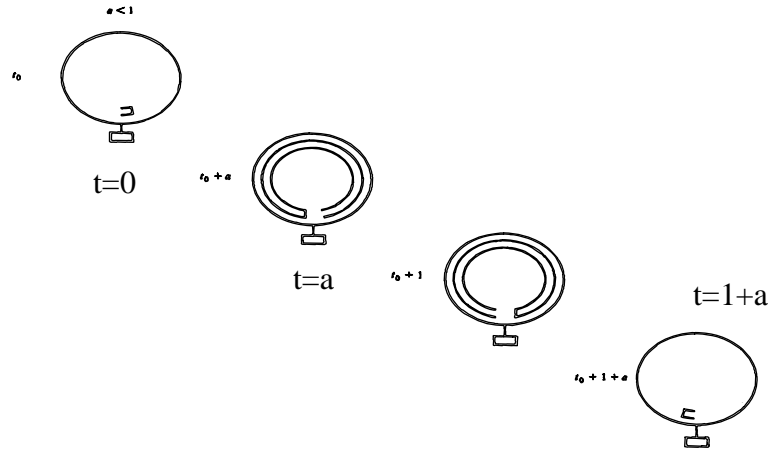
CSE473s

©2005 Raj Jain

9-12

Performance (Continued)

q $a < 1$, Token is released at $t_0 + 1$, $U = 1 / (1 + a/N)$



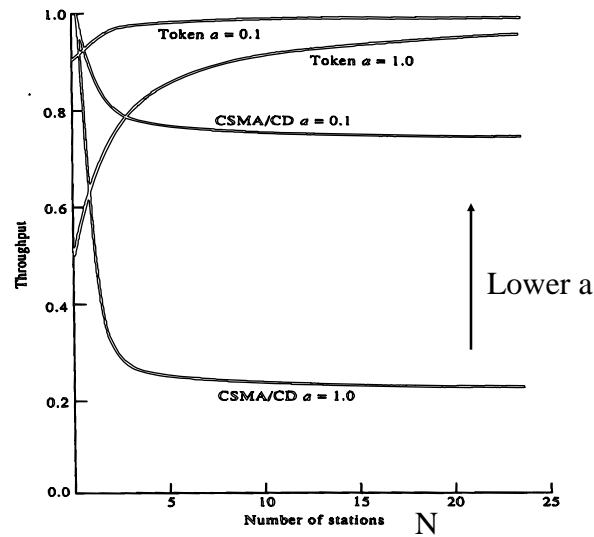
Washington University in St. Louis

CSE473s

©2005 Raj Jain

9-13

Performance (continued)



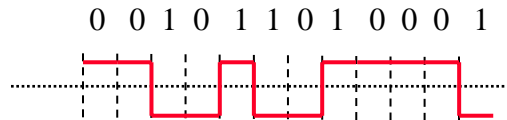
Washington University in St. Louis

CSE473s

©2005 Raj Jain

9-14

4b/5b-NRZI



- q NRZI:
 - + Differential \Rightarrow Polarity mix up is not an issue
 - No transitions for a string of all zeros
 - No line state or control symbols
 - No error detection
- q Manchester encoding used in 10 Mbps Ethernet results in 200 MBaud at 100 Mbps
- q 4b/5b is used to fix the deficiencies of NRZI

Washington University in St. Louis

CSE473s

©2005 Raj Jain

9-16

4b/5b Coding

- q **4b/5b**: 5 bits are transmitted for every 4 bits of data
 - q 16 of 32 possible combinations are used for data
 - q The data symbols have zero dc balance and good transition density (No more 3 zeros in a row)
 - q Six of the remaining combinations are used for control:
 - : Idle: 11111
 - : Start of Stream: 11000-10001
 - : End of Stream: 01101-00111
 - : Transmit error: 00100
 - q 10 Symbols with poor transition density or DC imbalance are not used
- q Selected for 100 Mbps Fiber optic LAN: Fiber Distributed Data Interface (FDDI), 100BASE-FX
- q 100 Mbps data rate \Rightarrow 125 MBaud signal

Washington University in St. Louis

CSE473s

©2005 Raj Jain

9-17

4b/5b Coding (Cont)

Data Input (4 bits)	Code Group (5 bits)	NRZI pattern	Interpretation
0000	11110		Data 0
0001	01001		Data 1
0010	10100		Data 2
0011	10101		Data 3
0100	01010		Data 4
0101	01011		Data 5
0110	01110		Data 6
0111	01111		Data 7
1000	10010		Data 8
1001	10011		Data 9
1010	10110		Data A
1011	10111		Data B
1100	11010		Data C

1101	11011		Data D
1110	11100		Data E
1111	11101		Data F
	11111		Idle
	11000		Start of stream delimiter, part 1
	10001		Start of stream delimiter, part 2
	01101		End of stream delimiter, part 1
	00111		End of stream delimiter, part 2
	00100		Transmit error
	other		invalid codes

Washington University in St. Louis

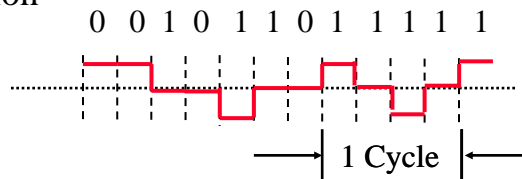
CSE473s

©2005 Raj Jain

9-18

MLT-3

- q 4b/5b-NRZI produces 62.5 MHz signal (when the line is idle) Too high for UTP
- q MLT-3: Replace NRZI with a 3-level coding similar to AMI
 - q Zero \Rightarrow No transition
 - q One \Rightarrow Transition to next level in the same direction



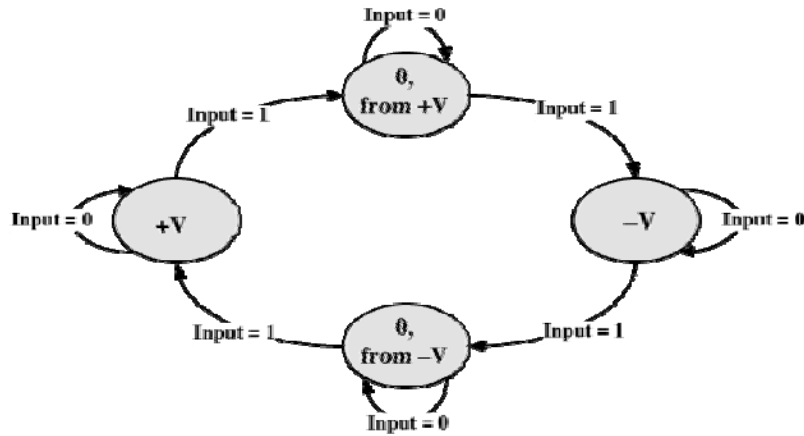
Washington University in St. Louis

CSE473s

©2005 Raj Jain

9-19

MLT-3 State Transition Diagram



- q Maximum Frequency is 31.25 MHz

8b6t

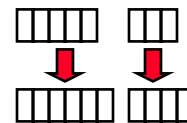
- q Ternary symbols = 3 levels + - 0
- q 8b are coded as 6 ternary-symbols
- q 6 Ternary symbols = $3^6 = 729$ possible combinations
256 combinations are used for data
- q In 100BASE-T4, three wire pairs are used
Two symbols are transmitted on each pair
- q Baud Rate = $100 \text{ Mbps} \div 8 \text{ bits} \times 6 \text{ Baud} \div 3$
 $= 25 \text{ MBaud per pair}$

8b6t Code Table (Partial)

Data octet	6T code group	Data octet	6T code group	Data octet	6T code group	Data octet	6T code group
00	+−00+−	10	+0+−−0	20	00−++−	30	+−00−+
01	0+−+−0	11	++0−0−	21	−−+00+	31	0+−−+0
02	+−0+−0	12	+0+−0−	22	++−0+−	32	+−0−+0
03	−0++−0	13	0++−0−	23	++−0−+	33	−0+−+0
04	−0+0+−	14	0++−−0	24	00+0−+	34	−0+0−+
05	0+−−0+	15	++00−−	25	00+0+−	35	0+−+−0
06	+−0−0+	16	+0+0−−	26	00−00+	36	+−0+−0
07	−0+−0+	17	0++0−−	27	−−++−−	37	−0++0−
08	−+00+−	18	0+−0+−	28	−0−+0+	38	−+00−+
09	0−++−0	19	0+−0−+	29	−−0+0+	39	0−+−+0
0A	−+0+−0	1A	0+−++−	2A	−0−+0+	3A	−+0−+0
0B	+0−+−0	1B	0+−00+	2B	0−−+0+	3B	+0−−+0
0C	+0−0+−	1C	0−+00+	2C	0−−+0+	3C	+0−0−+
0D	0+−+−0	1D	0−++−−	2D	−−00++	3D	0−++0−
0E	−+0−0+	1E	0+0+−+	2E	−0−0++	3E	−+0+0−
0F	+0−−0+	1F	0−+0+−	2F	0−−0++	3F	+0−+0−

8b/10b

- q Used in Fiber Channel (100 MB/s interconnect used in storage) and in Gigabit Ethernet
 - q 8 data bits are coded as 10 signaling bits
 - q First 5 data bits are coded as 6 signaling bits
 - q Last 3 data bits are coded as 4 signaling bits
 - q **Disparity Control:**
 - q Too many ones or too many zeros = Disparity
 - q If the next block will increase the disparity, the signaling bits are complemented
- 10101 00101 10101 01101 01010 10010
- No Disparity Disparity



Summary



- q Gigabit Ethernet standard allows shared mode but
- q 10 G runs at 10G and 9.5G
- q Token ring at 4/16/100/1000 Mbps.
- q New Signaling for 100 Mbps and up:
 - q NRZI does not have line state, control symbols
 - q 4b/5b provides line state, control symbols, and error detection
 - q MLT-3 reduces the bandwidth requirements for UTP
 - q 8b6t reduces the Baud rate to 75 MBaud
 - q 8b/10b provides disparity control

Reading Assignment

- q Read Appendix 16A, Appendix 16B of Stallings 7th Edition.

Homework

- q 1a. List 3 differences between 10BASE5 and 10BASE2
- 1b. List 3 differences between 100BASE-TX and 100BASE-T4 when both are using UTP.
- q 2. Draw the 4b/5b-NRZI, 4b/5b-MLT-3, 8b6t signal waveforms for the data byte 00010111 assuming that the signal is at +V and no disparity.