

97-0859

**Measurement Experiences
with the Revised MIMO
Latency Definition**

Gojko Babic, Arjan Duresi, Raj Jain, Justin Dolske
The Ohio State University

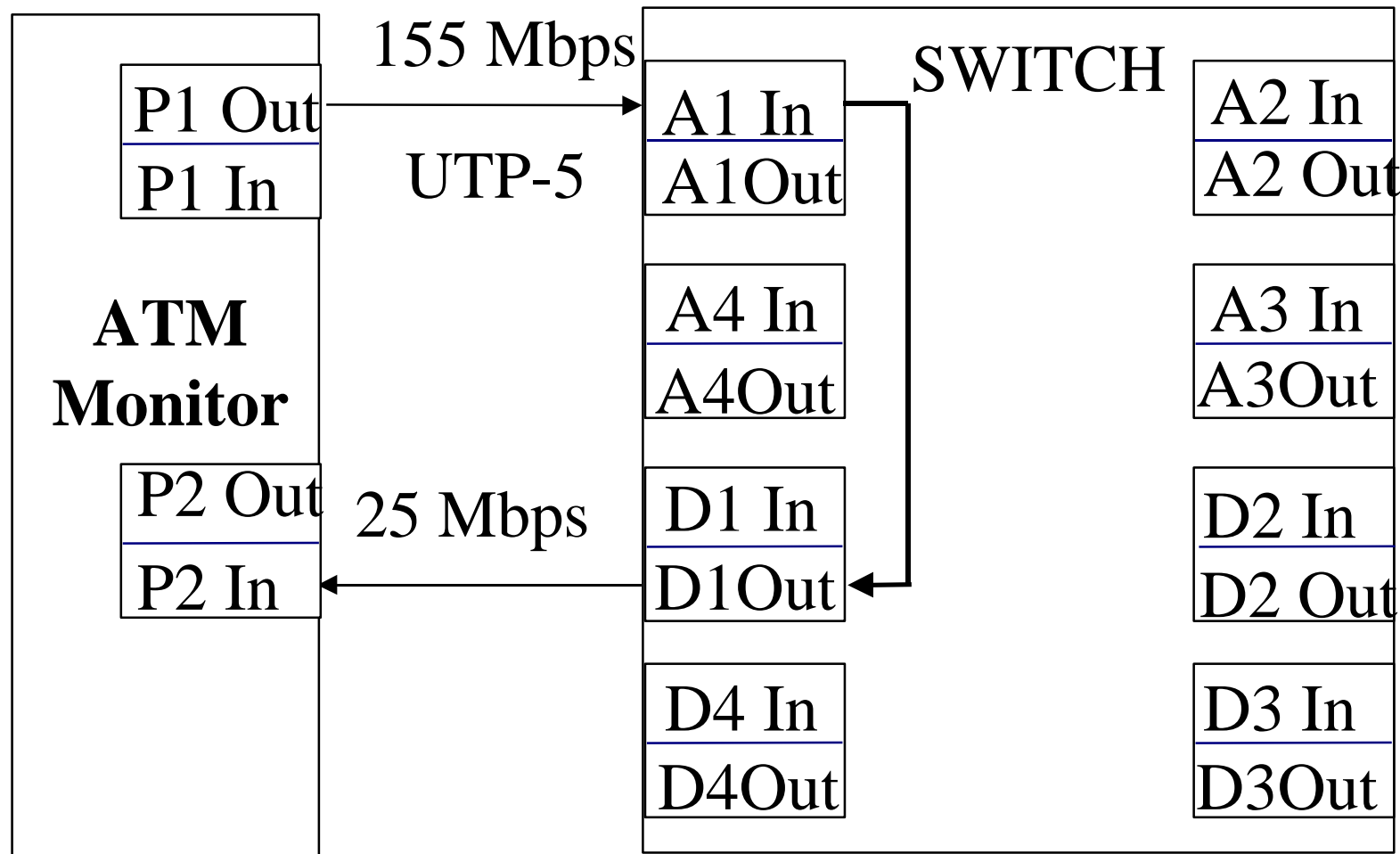
Contact: Jain@cis.ohio-state.edu

<http://www.cis.ohio-state.edu/~jain/>



- MIMO latency measurement for
 - Input link rate $>$ Output link rate
 - Input link rate $<$ Output link rate
- MIMO = FILO - NFOT, if Input rate $>$ Output rate
= LILO, otherwise

Test Configuration for Measurement of MIMO Latency



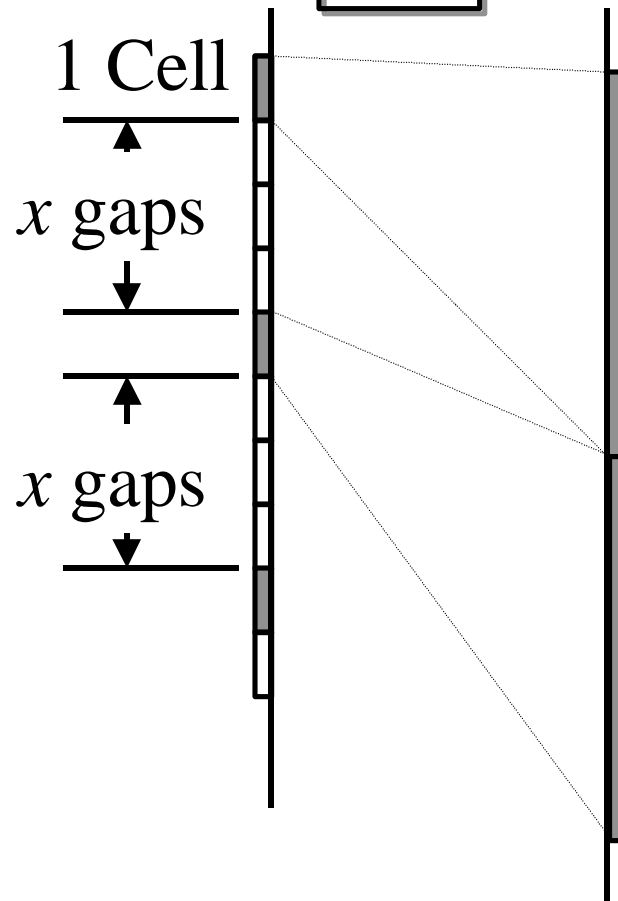
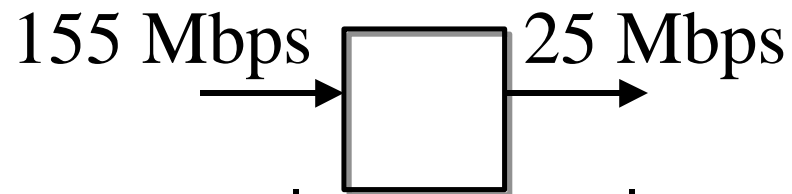
Input Rate > Output Rate

- ❑ Input Link 155 Mbps UTP-5
- ❑ Output Link 25 Mbps
- ❑ Cell Input Time (CIT) = $424[\text{bits}]/\text{Input Link Rate}$
= 2.83 μsec .
- ❑ Cell Output Time (COT) = $424[\text{bits}]/\text{Output Rate}$
= 16.56 μsec .

Input Rate > Output Rate (Cont.)

- In this case (Expression 1.):
MIMO Latency = First Cell Transfer Delay +
+ First Cell to Last Cell inter-arrival time – NFOT
- We have experimented MIMO measurement with different frame patterns.
 - All the frames have 32 cells.
 - They have different inter-cell gaps.
 - Each gap has the duration of one cell time.

Input Cell Pattern



Measured Results I (in μsec)

Case 1st call 1st call to last NEOT MIMO

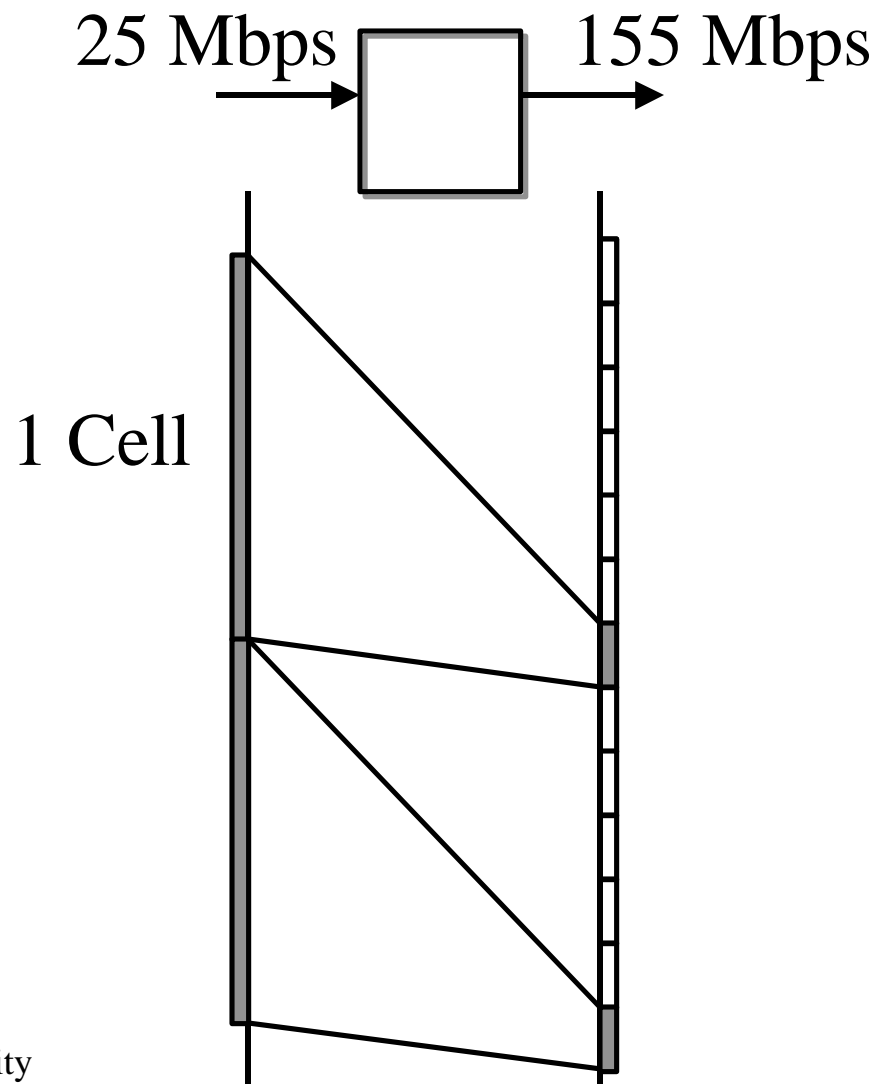
Results (cont.)

- We have calculated MIMO latency for different frame patterns.
- In the first five cases the cells have to wait for the output of the previous cell. In this case the switch introduces additional delays because of the overhead of processing queues of cells in its memory

Input Rate < Output Rate

- ❑ Frames are sent in Opposite direction of what is shown in the previous configuration
- ❑ Input Link 25 Mbps
Output Link 155 Mbps UTP-5
- ❑ Cell Input Time (CIT) = 16.56 μ sec.
- ❑ Cell Output Time (COT) = 2.83 μ sec.
- ❑ Each frame consists of 32 cells or 64 cells.
- ❑ In this case (Expression 2.):
MIMO Latency = LILO Latency
= Last Cell's Transfer Delay – CIT

Cell Pattern



Measured Results II (in μsec)

Test Case No.	1	2
Last Cell Delay	32.0	32.5
MIMO Latency using Expression 2	15.4	15.9
First Cell's delay	31.0	33.0
First-to-last cell inter-arrival time	535.0	1067.5
NFOT	550.0	1082.6
MIMO Latency using Expression 1	16.0	17.9

Results (Cont)

- ❑ It can be observed that good agreement of MIMO latency values can be obtained using the two expressions for its calculation.
- ❑ So, in this case, we can use the shorter expression.

Summary



- ❑ Our experiments confirm the correctness of both MIMO expressions.
- ❑ MIMO can be measured easily using the contemporary ATM monitors.